



Sample Questions on the Shorter GRE[®] General Test

(administered beginning September 22, 2023)

Table of Contents

Verbal Reasoning Measure	3
Reading Comprehension Questions	3
Text Completion Questions.....	6
Sentence Equivalence Questions.....	7
Quantitative Reasoning Measure.....	9
Quantitative Comparison Questions.....	9
Multiple-choice Questions — Select One Answer Choice.....	10
Multiple-choice Questions — Select One or More Answer Choices	11
Numeric Entry Questions	13
Data Interpretation Sets.....	14
Analytical Writing Measure	17
Analyze an Issue Task.....	17

Verbal Reasoning Measure

The Verbal Reasoning measure of the GRE® General Test contains three types of questions:

- Reading Comprehension
- Text Completion
- Sentence Equivalence

Reading Comprehension questions appear in sets; Text Completion and Sentence Equivalence questions are independent.

Reading Comprehension Questions

There are three types of Reading Comprehension questions:

- Multiple-choice Questions – Select One Answer Choice
- Multiple-choice Questions – Select One or More Answer Choices
- Select-in-Passage

Multiple-choice Questions — Select One Answer Choice

These questions are the traditional multiple-choice questions with five answer choices of which you must select one.

Multiple-choice Questions — Select One or More Answer Choices

These questions provide three answer choices and ask you to select all that are correct; one, two or all three of the answer choices may be correct. To gain credit for these questions, you must select all the correct answers, and only those; there is no credit for partially correct answers.

Select-in-Passage

These questions ask you to select the sentence in the passage that meets a certain description. To select a sentence, click on any word in the sentence or select the sentence with the keyboard. In longer passages, the question will usually apply to only one or two specified paragraphs; you will not be able to select a sentence elsewhere in the passage.

There is a balance among Reading Comprehension passages across three different subject matter areas: humanities, social sciences (including business) and natural sciences. The passages range in length from one paragraph to four or five paragraphs.

Sample questions 1 to 3 below are based on this passage:

Policymakers must confront the dilemma that fossil fuels continue to be an indispensable source of energy even though burning them produces atmospheric accumulations of carbon dioxide that increase the likelihood of potentially disastrous global climate change. Currently, technology that would capture carbon dioxide emitted by power plants and sequester it harmlessly underground or undersea instead of releasing it into the atmosphere might double the cost of generating electricity. But because sequestration does not affect the cost of electricity transmission and distribution, delivered prices will rise less, by no more than 50 percent. Research into better technologies for capturing carbon dioxide will undoubtedly lead to lowered costs.

Sample Multiple-choice Question — Select One Answer Choice

1. The passage implies which of the following about the current cost of generating electricity?
 - A. It is higher than it would be if better technologies for capturing carbon dioxide were available.
 - B. It is somewhat less than the cost of electricity transmission and distribution.
 - C. It constitutes at most half of the delivered price of electricity.
 - D. It is dwelt on by policymakers to the exclusion of other costs associated with electricity delivery.
 - E. It is not fully recovered by the prices charged directly to electricity consumers.

Correct Answer: C

Sample Multiple-choice Question — Select One or More Answer Choices

Consider each of the three choices separately and select all that apply.

2. The passage suggests that extensive use of sequestration would, over time, have which of the following consequences?
 - A. The burning of fossil fuels would eventually cease to produce atmospheric accumulations of carbon dioxide.
 - B. The proportion of the delivered price of electricity due to generation would rise and then decline.
 - C. Power plants would consume progressively lower quantities of fossil fuels.

Correct Answer: B

Sample Select-in-Passage Question

3. Select the sentence that explains why an outcome of sequestration that might have been expected would not occur.

Correct Answer: "But because sequestration does not affect the cost of electricity transmission and distribution, delivered prices will rise less, by no more than 50 percent."

Sample questions 4 to 6 below are based on this passage:

Reviving the practice of using elements of popular music in classical composition, an approach that had been in hibernation in the United States during the 1960s, composer Philip Glass (born 1937) embraced the ethos of popular music in his compositions. Glass based two symphonies on music by rock musicians David Bowie and Brian Eno, but the symphonies' sound is distinctively his. Popular elements do not appear out of place in Glass's classical music, which from its early days has shared certain harmonies and rhythms with rock music. Yet this use of popular elements has not made Glass a composer of popular music. His music is not a version of popular music packaged to attract classical listeners; it is high art for listeners steeped in rock rather than the classics.

Sample Multiple-choice Question — Select One Answer Choice

4. The passage addresses which of the following issues related to Glass's use of popular elements in his classical compositions?
- A. How it is regarded by listeners who prefer rock to the classics
 - B. How it has affected the commercial success of Glass's music
 - C. Whether it has contributed to a revival of interest among other composers in using popular elements in their compositions
 - D. Whether it has had a detrimental effect on Glass's reputation as a composer of classical music
 - E. Whether it has caused certain of Glass's works to be derivative in quality

Correct Answer: E

Sample Multiple-choice Question — Select One or More Answer Choices

Consider each of the three choices separately and select all that apply.

5. The passage suggests that Glass's work displays which of the following qualities?
- A. A return to the use of popular music in classical compositions
 - B. An attempt to elevate rock music to an artistic status more closely approximating that of classical music
 - C. A long-standing tendency to incorporate elements from two apparently disparate musical styles

Correct Answer: A and C

Sample Select-in-Passage Question

6. Select the sentence that distinguishes two ways of integrating rock and classical music.

Correct Answer: "His music is not a version of popular music packaged to attract classical listeners; it is high art for listeners steeped in rock rather than the classics."

Text Completion Questions

Text Completion questions include a passage composed of one to five sentences with one to three blanks. There are three answer choices per blank, or five answer choices if there is a single blank. There is a single correct answer, consisting of one choice for each blank. You receive no credit for partially correct answers.

Sample Text Completion Questions

Directions: For each blank select one entry from the corresponding column of choices. Fill all blanks in the way that best completes the text.

1. It is refreshing to read a book about our planet by an author who does not allow facts to be (i)_____ by politics: well aware of the political disputes about the effects of human activities on climate and biodiversity, this author does not permit them to (ii)_____ his comprehensive description of what we know about our biosphere. He emphasizes the enormous gaps in our knowledge, the sparseness of our observations, and the (iii)_____, calling attention to the many aspects of planetary evolution that must be better understood before we can accurately diagnose the condition of our planet.

Blank (i)	Blank (ii)	Blank (iii)
overshadowed	enhance	plausibility of our hypotheses
invalidated	obscure	certainty of our entitlement
illuminated	underscore	superficiality of our theories

Correct Answer: overshadowed, obscure, and superficiality of our theories

2. The author's (i)_____ style renders a fascinating subject, the role played by luck in everyday life, extraordinarily (ii)_____.

Blank (i)	Blank (ii)
soporific	pedantic
lucid	tedious
colloquial	opaque

Correct Answer: soporific and tedious

Sample GRE® General Test Questions

3. From the outset, the concept of freedom of the seas from the proprietary claims of nations was challenged by a contrary notion — that of the _____ of the oceans for reasons of national security and profit.

Answer choices
promotion
exploration
surveying
conservation
appropriation

Correct Answer: appropriation

Sentence Equivalence Questions

Sentence Equivalence questions consist of a single sentence, one blank, and six answer choices. These questions require you to select two of the answer choices. You receive no credit for partially correct answers.

Sample Sentence Equivalence Questions

Directions: Select the two answer choices that, when used to complete the sentence, fit the meaning of the sentence as a whole and produce completed sentences that are alike in meaning.

1. Although it does contain some pioneering ideas, one would hardly characterize the work as _____.
- A. orthodox
 - B. eccentric
 - C. original
 - D. trifling
 - E. conventional
 - F. innovative

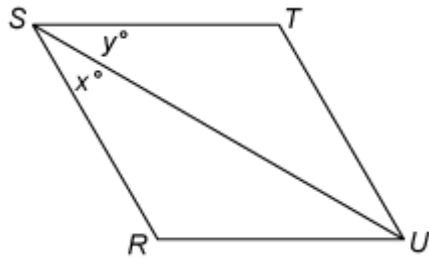
Correct Answer: C and F

Sample *GRE*[®] General Test Questions

2. The corporation expects only _____ increases in sales next year despite a yearlong effort to revive its retailing business.
- A. dynamic
 - B. predictable
 - C. expanding
 - D. modest
 - E. slight
 - F. volatile

Correct Answer: D and E

Sample GRE® General Test Questions



$RSTU$ is a parallelogram.

2. Quantity A Quantity B
 x y

- A. Quantity A is greater.
- B. Quantity B is greater.
- C. The two quantities are equal.
- D. The relationship cannot be determined from the information given.

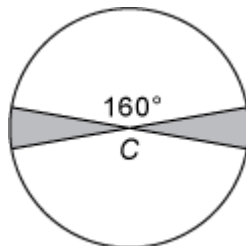
Correct Answer: D

Multiple-choice Questions — Select One Answer Choice

These questions are multiple-choice questions that ask you to select only one answer choice from a list of five choices.

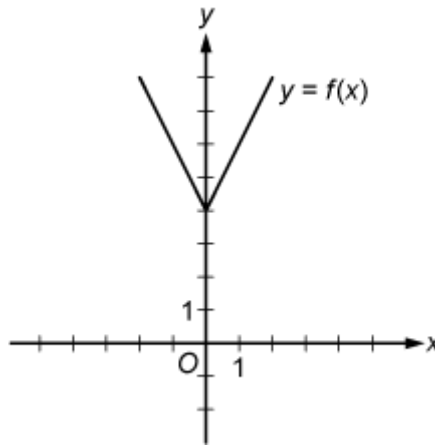
Sample Questions

Directions: Select a single answer choice.



1. The figure above shows a circle with center C and radius 6. What is the sum of the areas of the two shaded regions?
- A. 7.5π
 - B. 6π
 - C. 4.5π
 - D. 4π
 - E. 3π

Correct Answer: D



2. The figure above shows the graph of the function f defined by $f(x) = |2x| + 4$ for all numbers x . For which of the following functions g , defined for all numbers x , does the graph of g intersect the graph of f ?

- A. $g(x) = x - 2$
- B. $g(x) = x + 3$
- C. $g(x) = 2x - 2$
- D. $g(x) = 2x + 3$
- E. $g(x) = 3x - 2$

Correct Answer: E

Multiple-choice Questions — Select One or More Answer Choices

These questions are multiple-choice questions that ask you to select one or more answer choices from a list of choices. A question may or may not specify the number of choices to select.

Sample Questions

Directions: Select one or more answer choices according to the specific question directions.

If the question does not specify how many answer choices to select, select all that apply.

The correct answer may be just one of the choices or as many as all of the choices, depending on the question.

No credit is given unless you select all of the correct choices and no others.

If the question specifies how many answer choices to select, select exactly that number of choices.

1. Each employee of a certain company is in either Department X or Department Y , and there are more than twice as many employees in Department X as in Department Y . The average (arithmetic mean) salary is \$25,000 for the employees in Department X and \$35,000 for the employees in Department Y . Which of the following amounts could be the average salary for all of the employees of the company?

Indicate all such amounts.

- A. \$26,000
- B. \$28,000
- C. \$29,000
- D. \$30,000
- E. \$31,000
- F. \$32,000
- G. \$34,000

Correct Answer: A and B

2. If f , g , and h are positive integers such that f is a factor of g , and g is a factor of h , which of the following statements must be true?

Indicate all such statements.

- A. f is a factor of g^2 .
- B. f is a factor of gh .
- C. f is a factor of $h - g$.

Correct Answer: A, B and C

Numeric Entry Questions

Questions of this type ask you either to enter the answer as an integer or a decimal in a single answer box or to enter it as a fraction in two separate boxes — one for the numerator and one for the denominator. In the computer-delivered test, the computer mouse and keyboard are used to enter the answer.

Sample Questions

Directions: Enter your answer as an integer or a decimal if there is a single answer box OR as a fraction if there are two separate boxes — one for the numerator and one for the denominator.

Equivalent forms of the correct answer, such as 2.5 and 2.50, are all correct. Fractions do not need to be reduced to lowest terms, though you may need to reduce your fraction to fit in the boxes.

Enter the exact answer unless the question asks you to round your answer.

1. If $x = 10^{-1}$, what is the value of $\left(x + \frac{1}{x}\right)\left(\frac{1}{x}\right)$?

Correct Answer: 101

2. A university admitted 100 students who transferred from other institutions. Of these students, 34 transferred from two-year community colleges, 25 transferred from private four-year institutions, and the rest transferred from public four-year institutions. If two different students are to be selected at random from the 100 students, what is the probability that both students selected will be students who transferred from two-year community colleges?

Give your answer as a fraction.

Correct Answer: $\frac{17}{150}$ (or any equivalent fraction).

Data Interpretation Sets

Data Interpretation questions are grouped together and refer to the same table, graph or other data presentation. These questions ask you to interpret or analyze the given data. The types of questions may be Multiple-choice (both types) or Numeric Entry.

Sample Questions

Directions: Questions 1 to 3 are based on the following data.

Percent Change in Monthly* Value of Inventory

Business	Percent Change from April to May	Percent Change From May to June
<i>G</i>	6	8
<i>K</i>	5	-5
<i>M</i>	2	12
<i>R</i>	8	-5
<i>V</i>	14	0

*Inventory values are determined at the end of each month.

1. If the value of the inventory at Business *K* was \$30,000 for April, what was the value of the inventory at Business *K* for June?

- A. \$22,500
- B. \$29,925
- C. \$30,000
- D. \$33,000
- E. \$33,075

Correct Answer: B

2. At Business *M*, the value of the inventory for May was what percent of the value of the inventory for June?

Give your answer to the nearest 0.1 percent.

 %

Correct Answer: 89.3

Sample GRE® General Test Questions

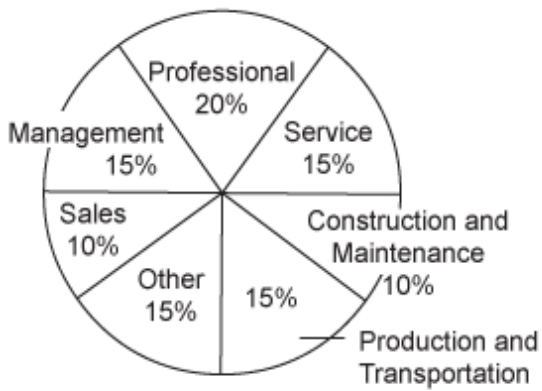
3. For which of the six businesses shown was the percent change in the value of the inventory from April to June greatest?
- A. G
 - B. K
 - C. M
 - D. R
 - E. V

Correct Answer: A

Directions: Questions 4 to 6 are based on the following data.

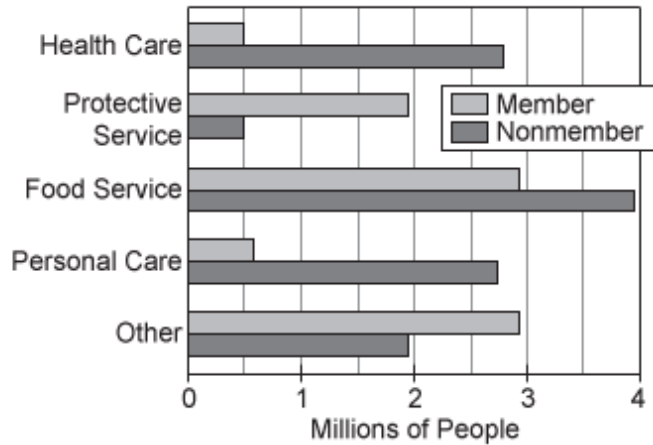
Workforce of Country X

Percent Distribution of Workforce by Employment Sector



Total Workforce: 140 million people

Workforce in the Service Sector by Area and Union Membership



4. Approximately how many people are in the production and transportation sector of the workforce?
- A. 9 million
 - B. 12 million
 - C. 15 million
 - D. 18 million
 - E. 21 million

Correct Answer: E

Sample GRE® General Test Questions

5. Approximately what fraction of the workforce in the food service area of the service sector consists of union members?

- A. $\frac{1}{4}$
- B. $\frac{1}{3}$
- C. $\frac{3}{7}$
- D. $\frac{4}{7}$
- E. $\frac{7}{10}$

Correct Answer: C

6. In the workforce, the ratio of the number of union members to the number of nonmembers is the same for the sales sector as it is for the protective service area of the service sector. Which of the following is closest to the number of nonmembers in the sales sector?

- A. 2.9 million
- B. 3.6 million
- C. 10.4 million
- D. 11.1 million
- E. 14.0 million

Correct Answer: A

Analytical Writing Measure

The Analytical Writing section of the GRE General Test consists of one timed analytical writing task, the Analyze an Issue task.

Analyze an Issue Task

The Analyze an Issue task assesses your ability to think critically about a topic of general interest and to clearly express your thoughts about it in writing. Each issue statement makes a claim that you can discuss from various perspectives and apply to many different situations or conditions. The issue statement is followed by a set of specific instructions. The specific instructions could be one of the following:

1. Write a response in which you discuss the extent to which you agree or disagree with the statement and explain your reasoning for the position you take. In developing and supporting your position, you should consider ways in which the statement might or might not hold true and explain how these considerations shape your position.
2. Write a response in which you discuss the extent to which you agree or disagree with the recommendation and explain your reasoning for the position you take. In developing and supporting your position, describe specific circumstances in which adopting the recommendation would or would not be advantageous and explain how these examples shape your position.
3. Write a response in which you discuss the extent to which you agree or disagree with the claim. In developing and supporting your position, be sure to address the most compelling reasons or examples that could be used to challenge your position.
4. Write a response in which you discuss which view more closely aligns with your own position and explain your reasoning for the position you take. In developing and supporting your position, you should address both of the views presented.
5. Write a response in which you discuss the extent to which you agree or disagree with the claim **AND** the reason on which that claim is based.
6. Write a response in which you discuss your views on the policy and explain your reasoning for the position you take. In developing and supporting your position, you should consider the possible consequences of implementing the policy and explain how these consequences shape your position.

Sample Analyze an Issue Tasks

1. As people rely more and more on technology to solve problems, the ability of humans to think for themselves will surely deteriorate.

Write a response in which you discuss the extent to which you agree or disagree with the statement and explain your reasoning for the position you take. In developing and supporting your position, you should consider ways in which the statement might or might not hold true and explain how these considerations shape your position.

2. A nation should require all of its students to study the same national curriculum until they enter college.

Write a response in which you discuss the extent to which you agree or disagree with the recommendation and explain your reasoning for the position you take. In developing and supporting your position, describe specific circumstances in which adopting the recommendation would or would not be advantageous and explain how these examples shape your position.